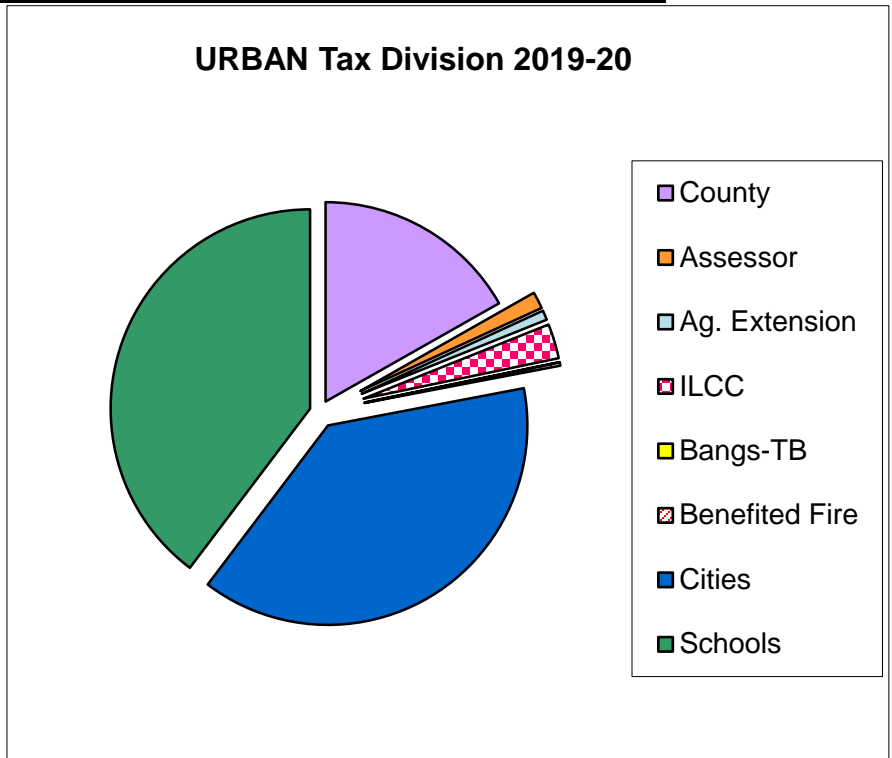
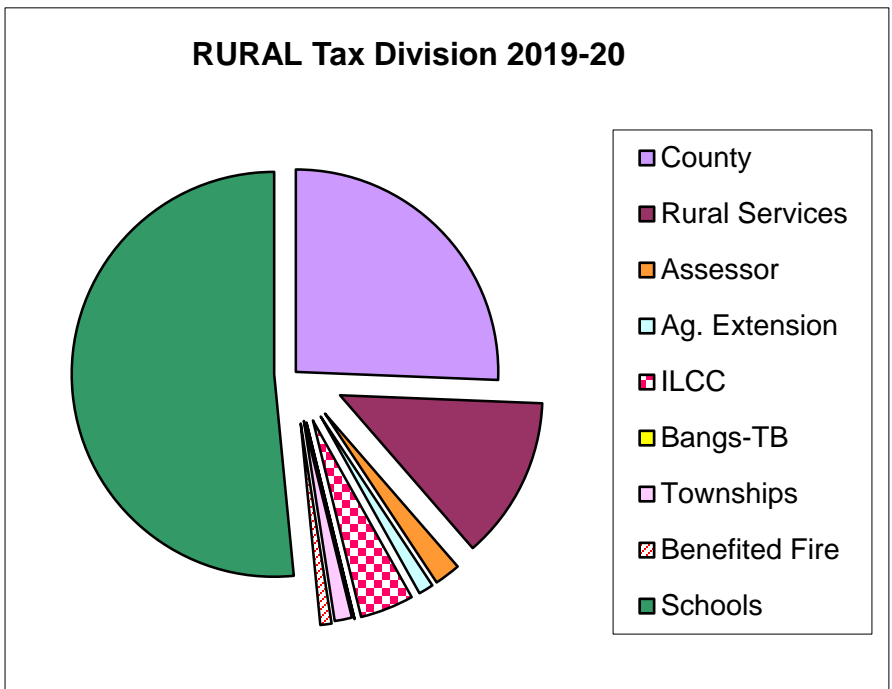


HOW YOUR TAX DOLLARS ARE DIVIDED FOR TAXES PAID IN 2019-20 **

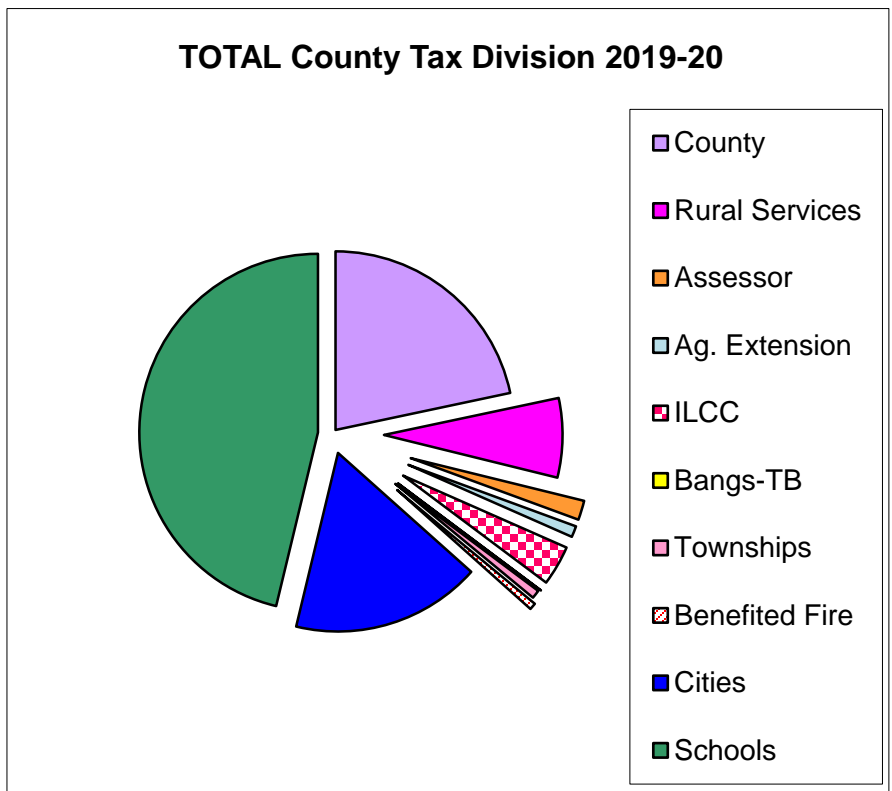
TOTAL URBAN		
Taxable Valuation	\$207,814,138	
County	\$1,312,853	16.80%
Assessor	\$106,293	1.36%
Ag. Extension	\$60,821	0.78%
ILCC	\$219,443	2.81%
Bangs-TB	\$582	0.01%
Benefited Fire	\$19,766	0.25%
Cities	\$2,993,233	38.30%
Schools	\$3,102,713	39.70%
TOTAL	\$7,815,704	100.00%
Tax Increment Financing Districts		
Valuation	\$7,067,976	
Tax Dollars	\$246,881	



TOTAL RURAL		
Taxable Valuation	\$390,490,821	
County	\$2,466,902	25.63%
Rural Services	\$1,250,211	12.99%
Assessor	\$199,728	2.08%
Ag. Extension	\$114,285	1.19%
ILCC	\$412,343	4.28%
Bangs-TB	\$1,093	0.01%
Townships	\$132,722	1.38%
Benefited Fire	\$85,789	0.89%
Schools	\$4,960,655	51.55%
TOTAL	\$9,623,728	100.00%
Tax Increment Financing Districts		
Valuation	\$156,666	
Tax Dollars	\$4,031	



TOTAL COUNTY		
Taxable Valuation	\$598,304,959	
County	\$3,779,755	21.67%
Rural Services	\$1,250,211	7.17%
Assessor	\$306,021	1.75%
Ag. Extension	\$175,106	1.00%
ILCC	\$631,786	3.62%
Bangs-TB	\$1,675	0.01%
Townships	\$132,722	0.76%
Benefited Fire	\$105,555	0.61%
Cities	\$2,993,233	17.16%
Schools	\$8,063,368	46.24%
TOTAL	\$17,439,432	100.00%
Total Tax Increment Financing Districts		
Valuation	\$7,224,642	
Tax Dollars	\$250,912	



****NOTE:** Valuations based on submitted DOM Data excluding Gas & Electric which can slightly over the course of the year due to erroneous assessments and parcel class changes